

Sistema de puertas batientes con cierre controlado
Swing doors with controlled closing
Système de porte battantes à fermeture contrôlée

10
10000

NEXA

Interiorismo Vidrio
Interior Design Glass
Décoration d'Intérieur Verre



ADA COMPLIANT



Manilla Condena
Lock Handle



Manilla Cilindro
Cylinder Handle



Manilla Ciega
Concealed Handle

ESP

NEXA, es un Kit para puerta Batiente de Cristal que asegura una apertura fácil de la puerta hasta 135° y un cerramiento amortiguado que acompaña la hoja hasta su posición final. Integra todos los elementos necesarios para su colocación: bisagras, tornillería, manilla y cerradura.

- Acabado silver o negro mate.
- Espesor de vidrio: 8, 10 o 12 mm
- Hoja de vidrio de hasta 3 m de alto x 1 m de ancho
- Hasta 100 kg de peso de puerta
- Instalaciones posibles: A techo o a los sistemas Rollglass+, Extendo, Panoramic y Nature.
- Resbalón imantado.
- Cierre automático con regulación de velocidad.
- Apertura de la puerta: hasta 135 grados.
- Ofrece varios tipos de cierre:
 1. Cerradura con cilindro (cilindro no incluido)
 2. Cerradura con condena
 3. Cerradura ciega
 4. Con tirador Nature
- Garantía KLEIN® 5 años

ENG

NEXA is a Kit for glass swing door that ensures an easy opening of the door up to 135° and a cushioned closing that accompanies the leaf to its final position. It integrates all the necessary elements for its installation: hinges, screws, handle and lock.

- Silver or matt black finish.
- Glass thickness: 8, 10 or 12 mm
- Glass pane up to 3 m high x 1 m wide
- Up to 100 kg door weight
- Possible installations: onto the ceiling or on KLEIN Rollglass+, Extendo, Panoramic and Nature systems.
- Magnetic latch.
- Automatic closing with speed regulation.
- Door opening: up to 135 degrees.
- Offers several types of closing:
 1. Lock with cylinder (cylinder not included)
 2. Lock handle
 3. Concealed lock
 4. With Nature handle
- KLEIN® 5-year warranty

FRA

NEXA est un kit pour porte battante en verre permet une ouverture facile et sans à-coups de la porte jusqu'à 135 degrés et assure une fermeture amortie accompagnant le vantail jusqu'à sa position finale. Il comprend tous les éléments nécessaires à son installation : charnières hydrauliques, vis, poignée et serrure.

- Finition Silver ou Noir mat.
- Épaisseur du verre : 8, 10 ou 12 mm
- Vantail en verre allant jusqu'à 3 m de haut sur 1 m de large
- Poids maximum de la porte : 100 kg
- Alternatives d'installation: au plafond et sur cloison sur les systèmes | Rollglass+, Extendo, Panoramic et Nature.
- Loquet magnétique
- Fermeture automatique avec régulation de la vitesse
- Ouverture de la porte jusqu'à 135 degrés
- 3 types de fermeture proposés :
 1. Serrure à cylindre (cylindre non inclus)
 2. Serrure avec verrou
 3. Serrure aveugle
 4. Avec poignée Nature
- Garantía KLEIN® 5 años

NEXA

Peso máximo puerta 100 kg
Maximum door weight 220 lbs



Altura puerta 1 m - 3 m
Door height 3' 3 3/8" - 120"



Espesor puerta 8 mm - 12,7 mm
Door thickness 5/16" - 1/2"

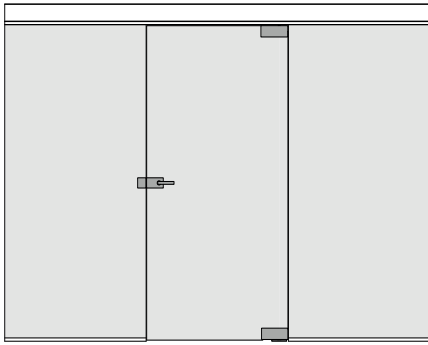


Ancho puerta 750 mm - 1 m
Door width 29 9/16" - 3' 3 3/8"

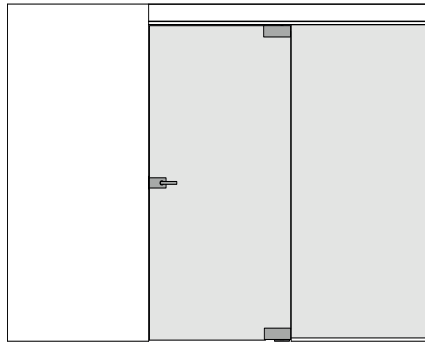


TIPOLOGIAS DE INSTALACIÓN / INSTALLATION TYPOLOGIES

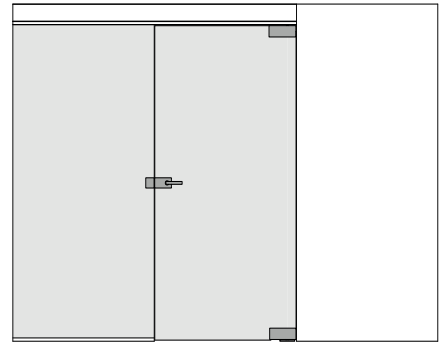
INSTALACIÓN CON VIDRIO FIJO /
FIXED GLASS INSTALLATION



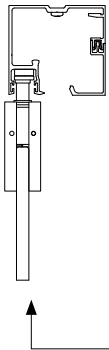
INSTALACIÓN A PARED IZQUIERDA /
LEFT WALL INSTALLATION



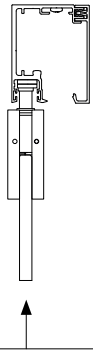
INSTALACIÓN A PARED DERECHA /
RIGHT WALL INSTALLATION



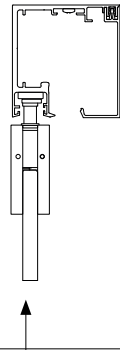
ROLLGLASS+ 50/100



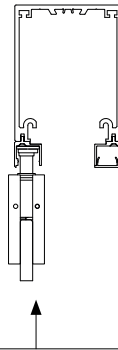
ROLLGLASS+ 150



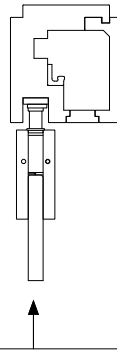
ROLLGLASS+ 150 TOP/250



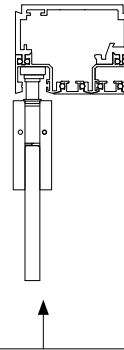
EXTENDO



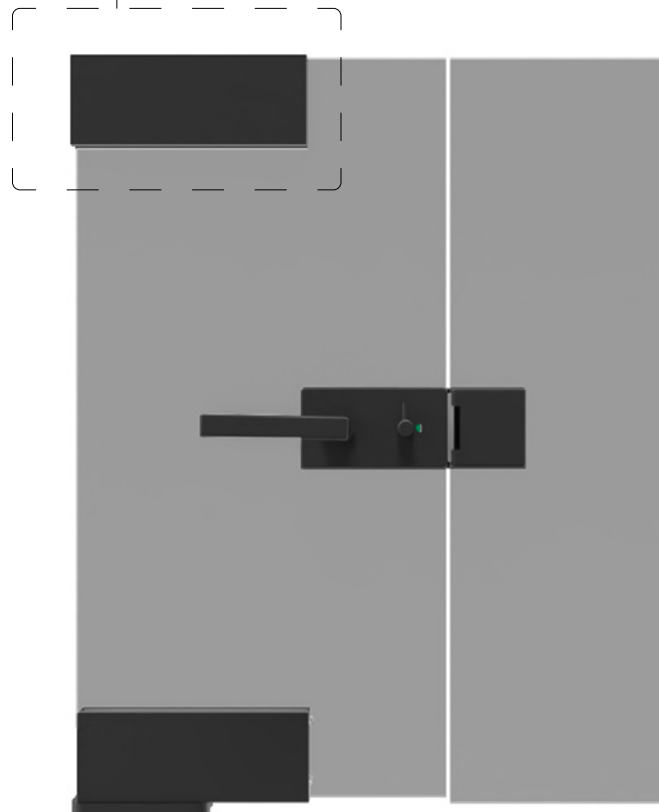
NATURE



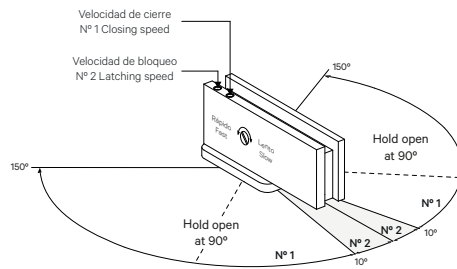
PANORAMIC



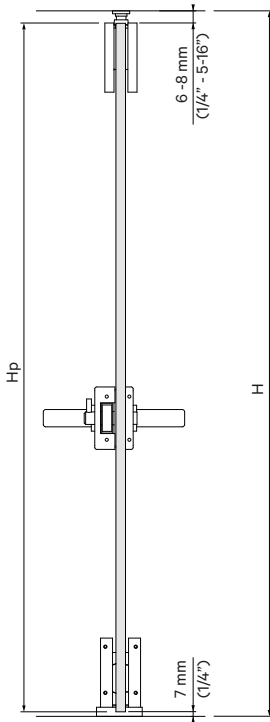
TECHO
CEILING



REGULACIÓN VELOCIDAD DE CIERRE / CLOSING SPEED REGULATION

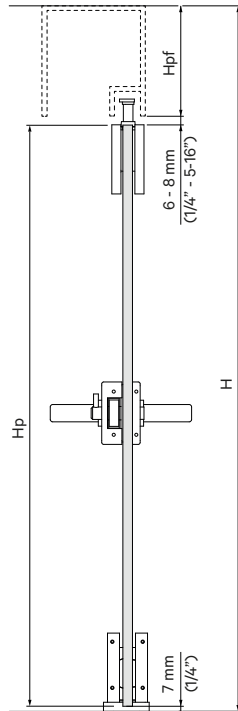


NEXA



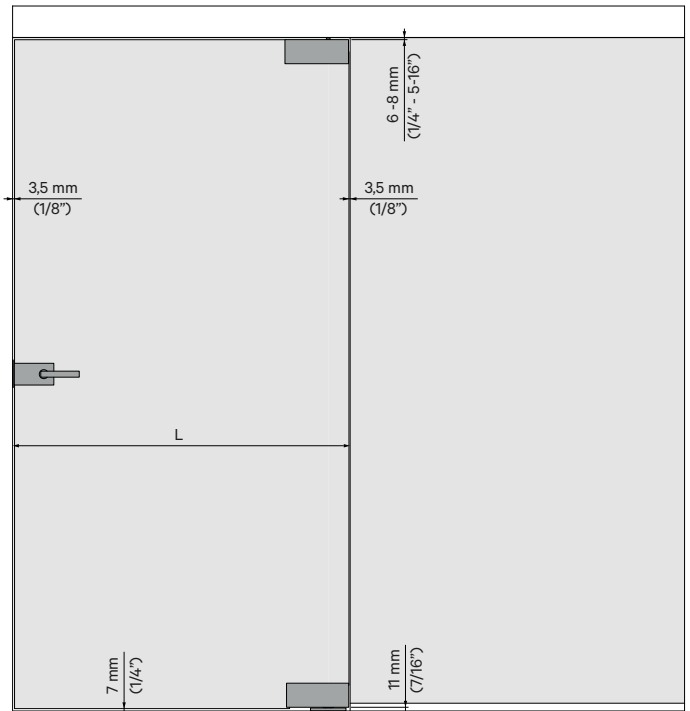
$$H_p = H - 14 \text{ mm}$$

$$H_p = H - 9/16''$$



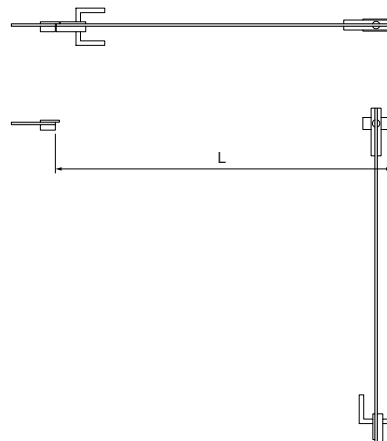
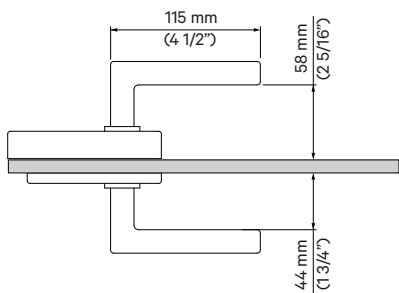
$$H_p = H - (H_{pff} + 14 \text{ mm})$$

$$H_p = H - (H_{pff} + 9/16'')$$



$$\text{Ancho de puerta} = L - 7 \text{ mm}$$

$$\text{Door Width} = L - 1/4''$$



REFERENCIAS / REFERENCES / RÉFÉRENCES

ESP

KIT NEXA CON MANILLAS Y CERRADURA A PARED			
Ref.	Descripción	U.	Img.
1350	KIT NEXA A PARED MANILLA CIEGA SILVER	1	A
1353	KIT NEXA A PARED MANILLA CIEGA NEGRO	1	I
1360	KIT NEXA A PARED MANILLA CONDENA SILVER	1	B
1363	KIT NEXA A PARED MANILLA CONDENA NEGRO	1	J
1370	KIT NEXA A PARED MANILLA CILINDRO SILVER	1	C
1373	KIT NEXA A PARED MANILLA CILINDRO NEGRO	1	K

KIT NEXA CON TIRADOR NATURE			
Ref.	Descripción	U.	Img.
1380	KIT NEXA SILVER + TIRADOR BARNIZADO	1	G
1383	KIT NEXA NEGRO + TIRADOR BARNIZADO	1	O
1390	KIT NEXA SILVER + TIRADOR SIN BARNIZ	1	H
1393	KIT NEXA NEGRO + TIRADOR SIN BARNIZ	1	P

KIT NEXA CON MANILAS Y CERRADURA A VIDRIO			
Ref.	Descripción	U.	Img.
1356	KIT NEXA A VIDRIO FIJO MANILLA CIEGA SILVER	1	D
1359	KIT NEXA A VIDRIO FIJO MANILLA CIEGA NEGRO	1	L
1366	KIT NEXA A VIDRIO FIJO MANILLA CONDENA SILVER	1	E
1369	KIT NEXA A VIDRIO FIJO MANILLA CONDENA NEGRO	1	M
1376	KIT NEXA A VIDRIO FIJO MANILLA CILINDRO SILVER	1	F
1379	KIT NEXA A VIDRIO FIJO MANILLA CILINDRO NEGRO	1	N

ACCESORIOS PUNTO DE GIRO SUPERIOR			
Ref.	Descripción	U.	Img.
1345	JGO. PUNTO DE GIRO PARA ROLLGLASS+/PANORAMIC	1	Q
1346	JGO. PUNTO DE GIRO PARA EXTENDO	1	O
1347	JGO. PUNTO DE GIRO PARA NATURE	1	O
1348	JGO. PUNTO DE GIRO PARA TECHO SILVER	1	R
1349	JGO. PUNTO DE GIRO PARA TECHO NEGRO	1	S

ENG

KIT NEXA WITH LOCK TO THE WALL			
Ref.	Description	U.	Img.
1350	KIT NEXA CONCEALED HANDLE TO THE WALL SILVER	1	A
1353	KIT NEXA CONCEALED HANDLE TO THE WALL BLACK	1	I
1360	KIT NEXA LOCK HANDLE TO THE WALL SILVER	1	B
1363	KIT NEXA LOCK HANDLE TO THE WALL BLACK	1	J
1370	KIT NEXA CYLINDER HANDLE TO THE WALL SILVER	1	C
1373	KIT NEXA CYLINDER HANDLE TO THE WALL BLACK	1	K

KIT NEXA WITH NATURE BAR HANDLE			
Ref.	Description	U.	Img.
1380	KIT NEXA SILVER + VARNISHED HANDLE	1	G
1383	KIT NEXA BLACK + VARNISHED HANDLE	1	O
1390	KIT NEXA SILVER + HANDLE WITHOUT VARNISH	1	H
1393	KIT NEXA BLACK + HANDLE WITHOUT VARNISH	1	P

KIT NEXA WITCH LOCK TO FIXED GLASS			
Ref.	Description	U.	Img.
1356	KIT NEXA CONCEALED HANDLE TO FIXED GLASS SILVER	1	D
1359	KIT NEXA CONCEALED HANDLE TO FIXED GLASS BLACK	1	L
1366	KIT NEXA LOCK HANDLE TO FIXED GLASS SILVER	1	E
1369	KIT NEXA LOCK HANDLE TO FIXED GLASS BLACK	1	M
1376	KIT NEXA CYLINDER HANDLE TO FIXED GLASS SILVER	1	F
1379	KIT NEXA CYLINDER HANDLE TO FIXED GLASS BLACK	1	N

TOP PIN ACCESORIES			
Ref.	Description	U.	Img.
1345	SET OF TOP PIN FOR ROLLGLASS/PANORAMIC	1	Q
1346	SET OF TOP PIN FOR EXTENDO	1	O
1347	SET OF TOP PIN FOR NATURE	1	O
1348	SET OF TOP PIN FOR WALL SILVER	1	R
1349	SET OF TOP PIN FOR CEILING NEGRO	1	S

FR

KIT NEXA AVEC VERROU AU MUR			
Ref.	Description	U.	Img.
1350	KIT NEXA AU MUR POIGNÉE AVEUGLE SILVER	1	A
1353	KIT NEXA AU MUR POIGNÉE AVEUGLE NOIR	1	I
1360	KIT NEXA AU MUR POIGNÉE VERROU SILVER	1	B
1363	KIT NEXA AU MUR POIGNÉE VERROU NOIR	1	J
1370	KIT NEXA AU MUR POIGNÉE CYLINDRE SILVER	1	C
1373	KIT NEXA AU MUR POIGNÉE CYLINDRE NOIR	1	K

KIT NEXA AVEC VERROU A CLOISON VITRÉE			
Ref.	Description	U.	Img.
1356	KIT NEXA CLOISON VITRÉE POIGNÉE AVEUGLE SILVER	1	D
1359	KIT NEXA CLOISON VITRÉE POIGNÉE AVEUGLE NOIR	1	L
1366	KIT NEXA CLOISON VITRÉE POIGNÉE VERROU SILVER	1	E
1369	KIT NEXA CLOISON VITRÉE POIGNÉE VERROU NOIR	1	M
1376	KIT NEXA CLOISON VITRÉE POIGNÉE CYLINDRE SILVER	1	F
1379	KIT NEXA CLOISON VITRÉE POIGNÉE CYLINDRE NOIR	1	N

KIT NEXA AVEC POIGNÉE NATURE			
Ref.	Description	U.	Img.
1380	KIT NEXA SILVER + POIGNÉE VERNIE	1	G
1383	KIT NEXA NOIR + POIGNÉE VERNIE	1	O
1390	KIT NEXA SILVER + POIGNÉE SANS VERNIS	1	H
1393	KIT NEXA NOIR + POIGNÉE SANS VERNIS	1	P


ACCESOIRES BROCHE SUPÉRIEURE			
Ref.	Description	U.	Img.
1345	JEU DE BROCHES SUPÉRIEURES POUR ROLLGLASS/PANORAMIC	1	Q
1346	JEU DE BROCHES SUPÉRIEURES POUR EXTENDO	1	Q
1347	JEU DE BROCHES SUPÉRIEURES POUR NATURE	1	Q
1348	JEU DE BROCHES SUPÉRIEURES POUR PLAFOND SILVER	1	R
1349	JEU DE BROCHES SUPÉRIEURES POUR PLAFOND NOIR	1	S



A



B



C



D




E




F



G




H




I




J



K




L



M



N



O



P




Q



R



S



KLEIN®

KLEIN EUROPE
Edificio KLEIN
Polígono Industrial Can Cuyás
N-150 Km. 1
08110 Montcada i Reixac
Barcelona (Spain)

Tel: +34 935 760 101
Fax: +34 935 760 109

+Info
klein@klein.es
www.klein.es

Síguenos en redes
Follow us on social media



KLEIN USA, Inc.®
1 Madison Street
East Rutherford, NJ 07073

Phone: 973 246 8181
Fax: 973 246 8362

+Info
info@klein-usa.com
www.klein-usa.com

Follow us on social media
Síguenos en redes

